



PENNSYLVANIA
PARK MAINTENANCE
— INSTITUTE —

SWIMMING POOL CLOSING AND WINTERIZATION BEST PRACTICES

Presenter:
Todd Roth, CPRP, AFO

Centre Region Parks & Recreation / Centre Region Parks & Recreation Authority



LEARNING OBJECTIVES

- Gain a better perspective from the end-users of the fields / facilities
- Learn methods to improve field usage and potentially increase revenue from field / facility usage
- Be introduced to alternative products / procedures that increase efficiency and safety for field use



AGENDA



- Goals
- Pump Room
- Pool Body
- Pool Deck
- Specialized Features & Equipment
- Bath House
- Winter Weekly Tasks



GOALS

- What is your goal for winterization/shut down?
- Read and understand manufacturers recommendations
- Have a checklist
- As you work through your checklist, note items that may need service or repair prior to reopening
- Have a storage system to keep track of plugs, fittings, and equipment
- Every facility is different!



PUMP ROOM




- Clean out chemical lines
- Drain down or blow out chemical lines (Follow all safety protocols!)
- Drain out/clean out chemical pumps
- Service chemical pumps
- Take chemical pumps to warm storage
- Clean chemical injection ports




PUMP ROOM

- Service pool heaters
- Drain water from pool heaters
- Clean filters
- Drain filters
- Drain water from filter pressure gauge lines



PUMP ROOM



- Open all valves (may require reversing air pressure on pneumatic filters)
- Remove pump drain plugs
- Remove strainer basket drain plugs
- Clean strainer baskets



PUMP ROOM

- Service UV units
- Drain UV units
- Service controllers
- Drain chemical controller flow cells and tubing
- Clean chemical probes
- Store chemical probes in distilled water and take to warm storage



PUMP ROOM

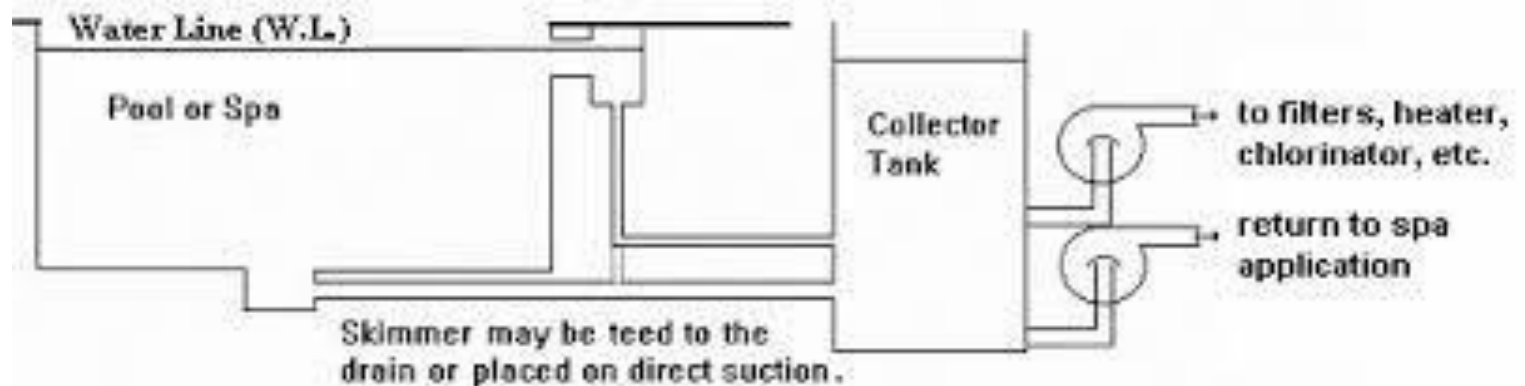


- Drain water make up lines
- Grease fittings / lube o-rings / cast iron threads
- Check bond wire system on pumps and equipment
- Service pumps or other equipment as necessary
 - Loosen bolts on connections where water may lay
 - Drain water from air compressor tank



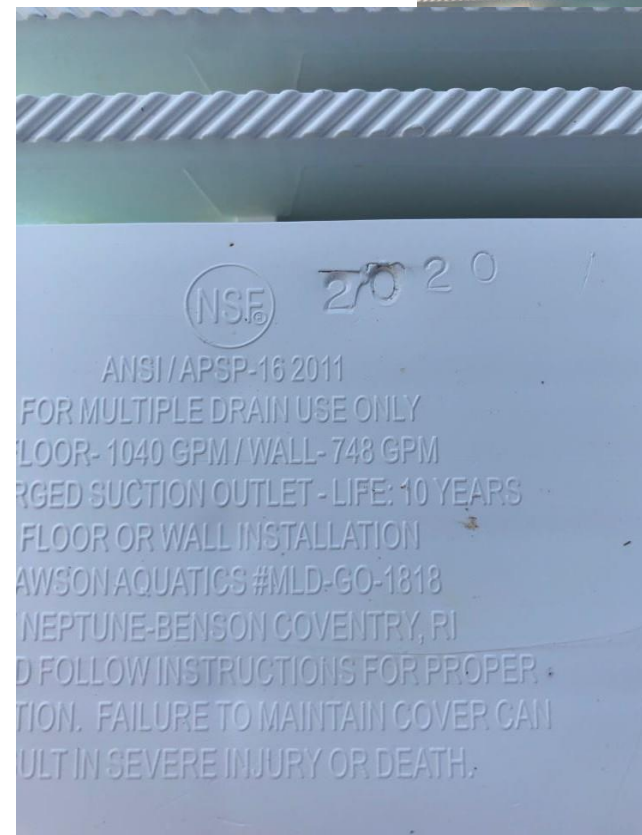

POOL BODY

- Balance water / add winter chemicals
- Drain lines, or pump air through lines
- Return lines
- Drain/skimmer lines
- Surge tank - do lines drain to tank, or from tank to pump?



POOL BODY

- Understand where you want to end up
- Leave pool empty or full?
- Covered or uncovered?
 - Thoroughly vacuum and brush pool prior to covering
- Remove drain covers before shutting off heat?
- Drain pool for winterization?
 - ...and refill or leave empty?
 - Inspect drain covers
 - Check for VGB compliance



POOL BODY




- Winterize skimmers
 - Drain water out
 - Clean baskets
 - Install plugs or freeze prevention equipment
- Winterize gutters
 - Drain water
 - Leave pool level below gutter bottom



POOL DECK

- Inspect and Store deck equipment
- Inspect and store canopies, umbrellas, and awnings
- Confirm electrical bond connections on ladders & railings
- Remove and store ladders & railings



POOL DECK




- Inspect deck joints for settling/caulk/structural issues
- Inspect electrical outlets for proper GCFI protection/covers
- Remove AED, test kits, or other freeze-prone equipment to warm storage



SPECIALIZED FEATURES & EQUIPMENT

- Follow the manufacturer's / installation contractor's guidelines
- Waterslides
- Drain water from lines
- Inspect flume / regular maintenance inspection
- Add antifreeze to lines anywhere that water may lay



SPECIALIZED FEATURES & EQUIPMENT



Spraygrounds

- Remove/store/inspect appropriate fixtures
- Drain water from lines
- Blow air through lines
- Add antifreeze to features or anywhere that water may lay
- Plug lines / prevent water or moisture from entering lines




SPECIALIZED FEATURES & EQUIPMENT

Climbing walls

- Clean surfaces/remove buildup
- Inspect grips
- Other standard recommended inspections

Inflatables

- Clean surfaces/remove buildup
- Deflate or leave partially inflated to preserve shape/prevent cracking
- Protect from rodents



BATH HOUSE



- Shut off water supply
 - Drain all water lines
- Include water heaters, fixtures, and other equipment
- Blow air through all water lines
- Disassemble faucets, toilets, and other fixtures
- Add antifreeze anywhere that water may lay
 - Drain traps (can disassemble too)
 - Inside toilet or faucet fixtures



BATH HOUSE

- Loosen bolts on any connections where water may lay
- Remove and store any valves where possible (drinking fountains)
- Drain water from any bladder tank, temperature mixture fittings, or other specialty equipment
- Remove clean out plugs, backflow preventers, or other specialty equipment (take to warm storage if needed)
- Inspect all plumbing and electrical equipment for deterioration or repair needs



WINTER WEEKLY TASKS

- Facility walkthrough
- Spin pumps
- Other maintenance procedures
- Winter maintenance on equipment, fixtures, and other equipment



OTHER NOTES

- Check all safety equipment annually for wear and cracks
- When de-winterizing in the spring, check all plugs and winterization equipment – replace as necessary
- Do not add different chemicals at the same time. For example - some algaecides and chlorine shocks may have an adverse reaction when combined
- Do not use chlorine floaters in a vinyl pool
- Antifreeze has a pH of 8.5-10.5
- Duct tape is cheap! Repairs are not.



TORO

SPONSORING DISTRIBUTORS



E.H. Griffith, Inc.
Paul Lamarca
412.271.3365
paull@ehgriffith.com
2250 Parmer Street
Pittsburgh, PA 15218
www.ehgriffith.com



Grassland Equipment & Irrigation Corp.
Keith Pierce
607-481-0809
kpierce@grasslandcorp.com
315 Commerce Boulevard
Liverpool, NY 13088
www.grasslandcorp.com



Turf Equipment and Supply Company
Brian Pardoe
410.799.5575
brianpardoe@turf-equipment.com
8015 Dorsey Run Road Suite A
Jessup, MD 20794
www.turf-equipment.com



MORE QUESTIONS?



Photo by Simon Ray on Unsplash

BRIAN “BK” KOEHLER
DIRECTOR

PENNSYLVANIA PARK
MAINTENANCE INSTITUTE
BK@PRPS.ORG
814-234-4272





PENNSYLVANIA
PARK MAINTENANCE
— INSTITUTE —

THANK YOU

WWW.PRPS.ORG/MAINTENANCEINSTITUTE